

# The Pöstlingbergbahn Linz

Harmoniously uniting nostalgia and modern times



Last update: July 2024





## The Pöstlingbergbahn – inclined to impress

Since 1898, the Pöstlingbergbahn (Pöstlingberg Railway) has been fascinating visitors from all over the world with its remarkable and idyllic route.

The Pöstlingbergbahn was renovated from 2008 to 2009 and its service was extended all the way to the Hauptplatz (main square). Despite extensive changes and renovation work, the old route was maintained and the original character of the mountain railway was preserved. The typical single-track between the stops 'Landgutstraße' and 'Pöstlingberg' and the three passing-points also remained unchanged. The waiting shelters were reconstructed from wood to look just like the original ones.

The railway was reopened on 20 May 2009 just in time for its 111th anniversary. The careful renovation brought a significant improvement for the passengers in terms of comfort, safety and accessibility. Even the new low-floor carriages emulate the old wagons. Thanks to the new low-floor technology, passengers with reduced mobility are also able to use the Pöstlingbergbahn without any problems, which was not possible in the historic carriages.

Over a distance of 4.14 km, the Pöstlingbergbahn negotiates an altitude difference of 255 meters in 20 minutes. The gauge was adjusted from 1,000 to 900 mm. That way, the vehicles can easily run on the tram network of LINZ AG LINIEN. In this respect, the extension of the Pöstlingbergbahn all the way to the valley station 'Hauptplatz' is another milestone in making the Pöstlingbergbahn even more attractive. Now, the starting and end point of an excursion to the Pöstlingberg is right in the centre of Linz, making it easy to get there, especially for tourists.





# Tickets

Tickets can be bought at our ticket vending machines, at the LINZ AG LINIEN Info Centre on Hauptplatz, via the LinzMobil-App, at the Tourist Information in the Old City Hall (Altes Rathaus on Hauptplatz), as well as at selected tobacconists'.

**For your trip to the Pöstlingberg, select the ticket that suits your purpose:**

## Uphill OR downhill journey

Valid on the day of issue and/or day of validation for a one-way trip on the Pöstlingbergbahn. Please note that trips must be started immediately after validation and may not be interrupted.

## Uphill AND downhill journey

Valid upon purchase/validation for one round trip on the Pöstlingbergbahn.

## Erlebnisticket = Uphill and downhill journey + 24h city transport network pass

In addition to both an uphill and downhill journey on the Pöstlingbergbahn, this ticket entitles passengers to use all public transport of LINZ AG LINIEN within the Linz urban area (Kernzone) for 24 hours. Please note that the last journey must be completed within 24 hours upon purchase/validation.




**LinzMobil**

You can use the LinzMobil-App for ticket purchase (incl. Pöstlingbergbahn), real-time timetable information and journey planning for anywhere in Austria. In addition to the public transport offer of LINZ AG LINIEN you can find information on other mobility services such as the tim mobility hubs offering car sharing, AST shared taxi services and city bike Linz locations in the App.



Android/iOS



Holders of valid monthly or annual LINZ AG LINIEN passes are entitled to use the Pöstlingbergbahn without any extra charge. The same applies to holders of valid monthly tickets or the youth network pass (Jugendticket-Netz) of the Upper Austrian Transport association ÖÖVV or the Upper Austrian Klima-Ticket (provided it includes the extra package transportation in the Linz urban area) or the Austrian Klima-Ticket. Any extended transportation entitlement (e.g. accompanying children, family outings, etc.) associated with such a pass is valid also for the Pöstlingbergbahn. Reduced fare tickets are available for children under 15 years and other persons entitled to reduced fares.











## Erlebniswelt Pöstlingberg

The 'Erlebniswelt Pöstlingberg' has something to offer for everyone. Prepare for surprises, enjoy an excursion to the landmark mountain of Linz and visit the attractions on and around the Pöstlingberg.

Half-way up the Pöstlingberg you can find the Zoo of Linz. About 600 exotic and native animals from about 102 species beckon guests to take a break amidst lush green landscapes.

Upon arrival at the mountain station of the Pöstlingbergbahn, it is only a short walk to the pilgrimage basilica Our Lady of the Seven Sorrows. Built between 1742 and 1747, the church on the Pöstlingberg has become one of the landmarks of the city and an important pilgrimage site.

In the 19th century, Archduke Maximilian Joseph of Austria drew a fortification system around the city of Linz. The towers on the Pöstlingberg mark its highest point. Parts of the fortification system have been preserved and are now home to the Grottenbahn and the mountain station of the Pöstlingbergbahn. Also, halfway to the Grottenbahn, a much-loved panoramic terrace was built upon one of the towers, allowing wonderful views over Linz and its surroundings.

**TIPP:** On your ride up the Pöstlingberg, make use of the **Hearonymus-App**, our free-of-charge audio guide. 29 audio guide chapters await you: 7 chapters along the route of the mountain railway, 3 chapters on the walkway at the top of the Pöstlingberg and 19 chapters inside the Grottenbahn. Have fun and enjoy this special audio tour!

### And this is how it works:

- Simply download the free Hearonymus App to your smartphone, either directly from the store or using the adjacent QR codes.
- Search for the keyword 'Linz' or just select 'Linz'.
- Plug in your earphones and enjoy perfect sound!



## The Grottenbahn

Originally built in 1906, the Grottenbahn was reopened in 1948 after a complete reinvention by the artist Friederike Stolz. The original Grottenbahn had been seriously damaged in the last days of the Second World War.

Today, the Grottenbahn is one of the favourite destinations for excursions in Linz and fascinates the old and the young. The realm of the dwarves is hidden inside one of the fortification towers. The dragon Lenzibald takes his guests to lovingly arranged scenes from the dwarves' life. After the ride on the dragon-train you can immerse yourself in the fairy tale world. Take a stroll on the replica of the Hauptplatz of Linz around 1900 and marvel at the fairy tale scenes presented in the streets that radiate from it.

### Opening hours:

1 March to 31 May from 10:00 am to 5:00 pm  
 1 June to 31 August from 10:00 am to 6:00 pm  
 1 September to 1 November from 10:00 am to 5:00 pm  
 Advent Sundays and 8 December from 10:00 am to 5:00 pm  
 24 December from 10:00 am to 3:00 pm  
 The last dragon-train departs 30 minutes before closing.



facebook.com/GROTTENBAHN

www.grottenbahn.at

Am Pöstlingberg 16, 4040 Linz

phone: +43 732 3400-7506, e-mail: grottenbahn@linzag.at



# Pöstlingbergbahn Museum

The historical ambience of the former lower terminal provides the graceful setting for this museum. Serving as an information centre, various elements distributed throughout the museum detail the past and present of the Pöstlingbergbahn. The contrast between historical facts and new, modern material makes for an exciting presentation.

Here, fans of the old mountain railway will find rails, pantographs and wall displays as well as a shaft with a sprocket and a clasp brake. In a small cinema, visitors become acquainted with the history and the present-day operation of the Pöstlingbergbahn. The turning of a crank launches a driving simulation featuring a journey on an old open Pöstlingbergbahn carriage from the hilltop down to the lower terminal. Outside the museum, a closed historic carriage on old tracks preserved in their original condition is available for taking pictures during opening hours. The popular open summer carriage can be viewed and photographed in the adjoining depot.

**Opening hours:** 1 March to 1 November  
Saturdays, Sundays and public holidays from 10:00 am to 4:00 pm  
Weekdays on request (for groups of 10 persons or more)

## Travelling through time with the Pöstlingbergbahn



1891

Application for the construction of a rack-and-pinion railway from Urfahr up the Pöstlingberg

1894

Change of plans from steam-powered rack-and-pinion railway to electric adhesion railway

1897

Start of construction

1898

Opening – 6 two-axle open railcars put into operation

1948 – 1960

Modernisation of rolling stock

1983

Pöstlingbergbahn entered in the Guinness Book of World Records as the world's steepest adhesion railway

1998

100 years of Pöstlingbergbahn

2008

Last days of operation of the Pöstlingbergbahn, start of reconstruction works, opening of the Pöstlingbergbahn Museum

2009

New Pöstlingbergbahn with 3 low-floor carriages was put into service

2010

The new 3 revitalised old carriages were put into service





## Present technical data



Three of the old railcars were converted to the new 900 mm track gauge and equipped with newest technologies in the course of the Pöstlingbergbahn reconstruction project.

### Technical data:


track length	4,140.00 m
altitude difference	254.68 m
smallest radius	43.00 m
maximum gradient	11.6 %
track gauge	900 mm
engine rating	2 x 68 HP
contact wire voltage	600 volts
carriage weight, empty	14,400 kg
carriage weight, occupied	16,700 kg
number of seats	22
number of standings	16
maximum speed (plain)	50 km/h
maximum speed (hill)	25 km/h



### Technical data:

track length	4,140.00 m
altitude difference	254.68 m
smallest radius	43.00 m
maximum gradient	11.6 %
track gauge	900 mm
engine rating	4 x 143 HP
contact wire voltage	600 volts
carriage weight, empty	28,000 kg
carriage weight, occupied	35,000 kg
number of seats	33
number of standings	55
maximum speed (plain)	50 km/h
maximum speed (hill)	25 km/h

Thanks to the low-floor design of the new carriages, the Pöstlingbergbahn can be used by persons with disabilities without any problem.



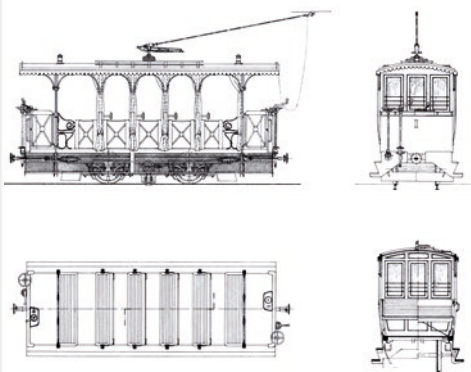




## Past technical data



The Pöstlingbergbahn open carriages were first put into service on the 29 May 1898. It wasn't until 1900 that all-season service was introduced thanks to additional closed carriages.



### Technical data:

track length	2,900.00 m
altitude difference	254.68 m
smallest radius	50.00 m
maximum gradient	11.6 %
track gauge	1,000 mm
engine rating 1898 (opening)	2 x 20 HP
contact wire voltage	600 volts
carriage weight, empty	10,000 kg
carriage weight, occupied	12,300 kg
speed, uphill	12.0 km/h
speed, downhill	13.5 km/h
seats open carriage	24
seats closed carriage	22
standings closed carriage	16



## Pöstlingbergbahn individual tours

Rent the Pöstlingbergbahn for your own special event – for comfortable rides up the Pöstlingberg, weddings or celebrations. Subject to availability.

### Further information and fares:

phone: +43 732 3400-7000, e-mail: [sonderfahrten@linzag.at](mailto:sonderfahrten@linzag.at)





©LinzTourismus\_Johann Steininger